

REVERSIBLE MOTOR

40W □90mm LEAD WIRE TYPE



제품사진





40W

REVERSIBLE MOTOR □ 90mm LEAD WIRE TYPE

SIZE mm sq.	Type	Poles	Output (W)	Voltage (V)	Frequency (Hz)	Duty	Rated Load				Starting Torque		Capacitor (uF)
							Current (A)	Speed (rpm)	Torque (kg-cm) (N-m)		(kg-cm)	(N-m)	
90	S9R40GA() S9R40GA()(TP) S9R40GA()CE	4	40	1 ∅ 110	60	30min.	1.00	1600	2.50	0.250	3.50	0.350	15.0
	S9R40GB() S9R40GB()(TP) S9R40GB()CE	4	40	1 ∅ 220	60	30min.	0.46	1600	2.50	0.250	3.50	0.350	3.5
	S9R40GC() S9R40GC()(TP) S9R40GC()CE	4	40	1 ∅ 100	50	30min.	0.84	1300	3.00	0.300	2.80	0.280	15.0
	60				1.00		1550	2.60	0.260				
	S9R40GD() S9R40GD()(TP) S9R40GD()CE	4	40	1 ∅ 200	50	30min.	0.39	1300	3.10	0.310	2.80	0.280	3.5
	60				0.47		1550	2.60	0.260				
	S9R40GE() S9R40GE()CE	4	40	1 ∅ 100	50	30min.	0.86	1300	3.10	0.310	2.90	0.290	15.0
	60				1.00		1550	2.60	0.260				
	1 ∅ 115				1.00		1550	2.70	0.270				
	S9R40GX() S9R40GX()CE	4	40	1 ∅ 220	50	30min.	0.40	1250	3.20	0.320	3.00	0.300	3.0
	1 ∅ 240								3.40	0.340			

- 기종명 S9R40GE는 UL 규격 인증 제품으로 THERMALLY PROTECTED TYPE입니다.(UL FILE NO. E172720) (S9R40GE is UL approved (UL FILE No, E172720) thermally protected type.)
- 사용하는 전압 사양에 따라 CONDENSER 용량이 다르게 사용되므로 사용전압에 맞게 CONDENSER 용량을 바르게 사용하여 주십시오. 고장의 원인이 됩니다. 주문시 사용전압을 제시하여 주십시오. 제시가 없으면 115V용 CONDENSER로 포장 출하됩니다. (Appropriate capacitors shall be used according to the voltage for S9R40GE type since the size of the capacitor differs by different voltages. Malfunction may occur when not used properly. Capacitor for 115V will be delivered otherwise the required voltage is informed.)
- 기종명 맨 끝자리에 CE가 명기된 MODEL의 인증 관련 내용은 SPG 규격 인증품 현황을 참고하여 주십시오. S9R40GE()CE는 115V용 사양으로만 출하됩니다. (CE marked at the end of model name indicates that it is thermally protected type which has received CE with built-in TP. S9R40GE()CE is available only for 115V specification.)
- 기종명 맨 끝자리에 (TP)가 명기된 MODEL은 일반 MOTOR의 TP가 내장된 THERMALLY PROTECTED TYPE입니다. 또한 기종명 S9R40GE, S9R40GX는 TP가 내장된 THERMALLY PROTECTED TYPE입니다. (TP marked at the end of the model name indicates that it is standard motor with Thermal Protector mounted. S9R40GE, S9R40GX is hermally protected type with TP mounted.)
- 본 DATA는 BRAKE BLOCK을 MOTOR에 장착된 상태에서 측정된 DATA입니다. (Data is measured with friction brake mounted.)
- ()는 L, H Type을 표시합니다. L은 GEAR HEAD의 L과, H는 GEAR HEAD의 H와 사용하여 주십시오. (() is for marking 'L' type or 'H'. 'L' should be used with gearhead 'L' and 'H' should be used with gearhead 'H'.)

50Hz

MODEL	GEAR RATIO	3	3.6	5	6	7.5	9	10	12.5	15	18	20	25	30	36	40	50	60	75	90	100	120	150	180	200
		rpm	500	416	300	250	200	166	150	120	100	83	75	60	50	41	37	30	25	20	16	15	12	10	8
S9KB□()	kg-cm	8.3	9.9	13.8	16.5	20.7	24.8	27.5	34.4	41.3	49.6	49.6	62.1	74.5	89.4	99.3	100	100	100	100	100	100	100	100	100
	Nm	0.813	0.970	1.352	1.617	2.029	2.430	2.695	3.371	4.047	4.861	4.861	6.086	7.301	8.761	9.731	9.800	9.800	9.800	9.800	9.800	9.800	9.800	9.800	9.800

60Hz

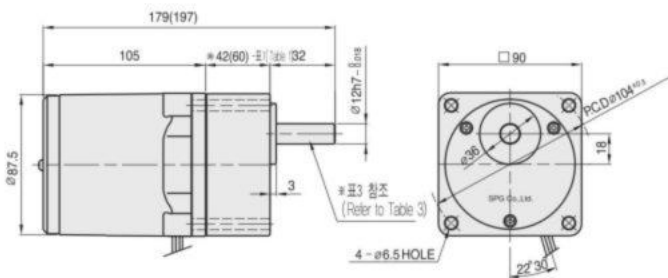
MODEL	GEAR RATIO	3	3.6	5	6	7.5	9	10	12.5	15	18	20	25	30	36	40	50	60	75	90	100	120	150	180	200
		rpm	600	500	360	300	240	200	180	144	120	100	90	72	60	50	45	36	30	24	20	18	15	12	10
S9KB□()	kg-cm	6.8	8.2	11.3	13.6	17.0	20.4	22.7	28.4	34.0	40.8	40.9	51.1	61.3	73.6	81.8	100	100	100	100	100	100	100	100	100
	Nm	0.666	0.804	1.107	1.333	1.666	1.999	2.225	2.783	3.332	3.998	4.008	5.008	6.007	7.213	8.016	9.800	9.800	9.800	9.800	9.800	9.800	9.800	9.800	9.800

- GEAR HEAD 품명중 □은 감속비를 표시합니다. (The code in □ of gearhead model is for gear ratio.)
- GEAR HEAD와 조합한 경우의 허용 TORQUE입니다. (It is the permissible torque of the assembled motor and gearhead.)
- 감속비 1/10의 중간 GEAR HEAD를 접속한 경우의 허용 TORQUE는 100kg-cm입니다. (The permissible torque of the motor and inter-decimal gearhead is 100 kg-cm.)
- 회전방향은 ■ 색이 MOTOR의 회전방향과 동일방향이고, 기타는 MOTOR 회전방향과 반대방향입니다. (■ color indicates that the output shaft of the geared motor rotates in the same direction as the output shaft of the motor. Others indicate rotation in the opposite direction.)
- 회전수는 MOTOR의 동기 회전수(50Hz : 1500rpm, 60Hz : 1800rpm)를 기준으로 하여 감속비로 나누어서 계산하였습니다. 실제의 회전수는 부하의 크기에 따라서 표시된 수치보다 2~20% 적습니다. (Rpm is based on synchronous speed (50Hz: 1500rpm, 60Hz: 1800rpm) divided by gear ratio. The actual rotation speed can be 2~20% less than displayed value depending on the load.)
- ()는 L, H Type을 표시합니다. L은 MOTOR의 L과, H는 MOTOR의 H와 사용하여 주십시오. (() is for marking 'L' type or 'H'. 'L' should be used with motor 'L' and 'H' should be used with motor 'H'.)

DIMENSIONS

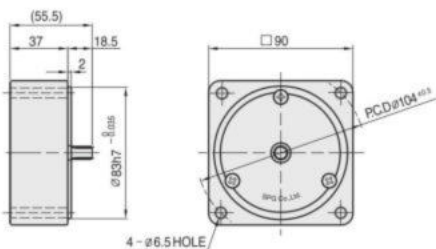
GEARED MOTOR

- MOTOR MODEL : S9R40□□
- HEAD MODEL : S9□B3□□~S9□B200□□



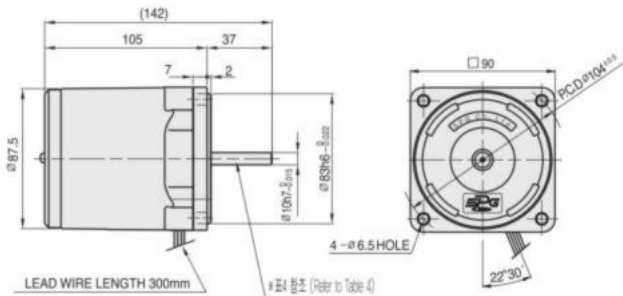
INTER-DECIMAL GEAR HEAD

- MODEL : S9GX10B(H,L)



MOTOR

- MOTOR MODEL : S9R40□□□



GEAR HEAD 출력축 사양 (SPEC for output shaft of gearhead) - (표3 (Table3))

MODEL	출력축 구분 (TYPES OF OUTPUT SHAFT)
STRAIGHT TYPE	
S9SB3□□ ~ S9SB200□□	
D-CUT TYPE	
S9DB3□□ ~ S9DB200□□	
KEY TYPE	
S9KB3□□ ~ S9KB200□□	

※42(60) - (표1 (Table1))

GEAR RATIO	SIZE(mm)
S9□B3□□ ~ S9□B18□□	42
S9□B20□□ ~ S9□B200□□	60

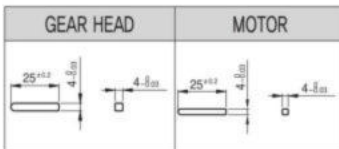
WEIGHT - (표2 (Table2))

PART	WEIGHT(kg)	
MOTOR	2.34	
DECIMAL GEAR HEAD	0.59	
GEAR HEAD	S9□B3□□ ~ S9□B18□□	0.73
	S9□B20□□ ~ S9□B40□□	1.03
	S9□B50□□ ~ S9□B200□□	1.13

MOTOR 출력축 사양 (SPEC for output shaft of motor) - (표4 (Table4))

MODEL	출력축 구분 (TYPES OF OUTPUT SHAFT)
GEAR TYPE	
S9R40G□□	
STRAIGHT TYPE	
S9R40S□	
D-CUT TYPE	
S9R40D□	
KEY TYPE	
S9R40K□	

KEY SPEC



SCHEMATIC DIAGRAMS

회전방향은 MOTOR의 SHAFT 끝쪽에서 볼 때의 회전방향입니다. (The direction of motor rotation is as viewed from the front shaft end of the motor.)

